

# Door positions

## How to use the tables

Select the model type and then select the width of building in the left hand column. Read along the line until you find the standard door, marked in red. (✓Std). Look at the top of the column at this point to establish the width of the standard door. (The other options at that width are listed below the standard one).

If you want a non standard width of door, go back to your chosen building width and read along the line to see what other sizes are available. Look at the top of the column and establish the widths and options that you can choose from.

Don't forget, with Compton, the wider the garage, the wider the door. When positioning your garage, take into account the opening arc of the up and over door, don't position your building too close to any obstruction, fence, wall, post etc. Your agent can visit site and show you what to look for, if required.

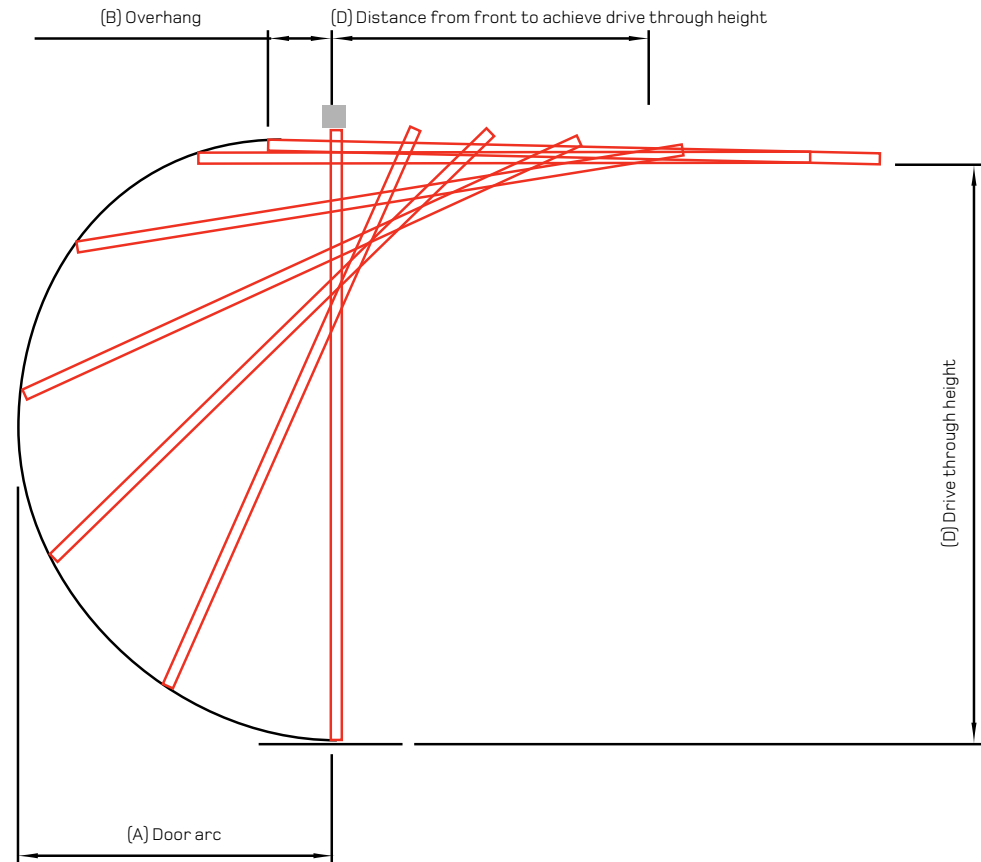
**Important** See illustration and table opposite for critical door dimensions, and drive through sizes (clear width and height) can be found within the product dimension tables from pages 5 to 11, dependent on model chosen. Don't forget your wing mirrors...

All doors are guaranteed against manufacturing defect for 2 years from installation. The guarantee is conditional upon proper care and maintenance – please read your copy of the Care and Maintenance Instructions, which will be sent to you after your building has been installed.

All standard up and over doors are galvanised steel, and polyester powder coated to a primed finish for you to paint in the colour of your choice.

**Throughway** Any door listed can be fitted in the rear wall, the same selection process applies. To maintain structural stability, two portal frames will be fitted. These reduce the internal width of your building by 1522mm (6") at the frame and increases length by 2'.

## Door critical dimensions




## Door critical dimensions

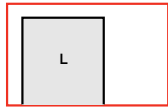
Door Height	(A) Door arc	(B) Overhanging	(C) Drive through height	(D) Distance from front to achieve (C)
1.98 (6'6")	965 (3'2")	65 (2½")	1.85 (6'1")	1.07 (3'6")
2.13 (7'0")	1.09 (3'6¾")	217 (8½")	2.01 (6'7")	1.07 (3'6")

**Important** Dimensions given do not take into account discrepancies in base levels etc. If clear height / widths are critical, please allow 25-50mm (1" - 2") tolerance to allow for site conditions. Wider doors, over 3.35m (11' 0"), will deflect slightly more and reduce drive through height by a further 25-40mm (1" - 1½").

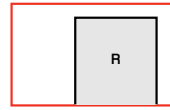
### Door positions (Viewed from outside the building)



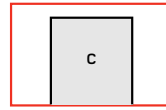
Standard position



Door offset to the left



Door offset to the right



Door positioned central with more wall width left and right

### Available door positions

This section will help you to establish which up and over door is supplied as standard on your chosen building, and which other up and over doors are available as an option. On some models, narrower doors are available, and these can be placed in differing positions in the front wall. We call these "Offset" doors. The diagrams above indicate "Offset" options. The key used in the tables denotes available door positions. Talk to your agent or use the tables below.

#### Flat Spar & Flat Brick

Door Width	2.13 (7'0")	2.18 (7'2")	2.44 (8'0")	2.49 (8'2")	2.64 (8'8")	2.79 (9'2")	3.25 (10'8")	3.40 (11'2")	3.86 (12'8")	4.31 (14'2")	4.62 (15'2")
Horizontally ribbed white primed galvanised up & over	Primed (Std)	Primed (Std)	Primed (Std)	Primed (Std)	Primed (Std)	Primed (Std)	Primed (Std)	Primed (Std)	Primed (Std)	Primed (Std)	Primed
Vertically ribbed white/brown plastisol up & over	Plastisol	Plastisol	Plastisol	Plastisol	Plastisol	Plastisol	Plastisol	Plastisol	Plastisol	Plastisol	Plastisol
Wood grain-Golden Oak or Rosewood	Wood grain	Wood grain	Wood grain	Wood grain	Wood grain	Wood grain	Wood grain	Wood grain	Wood grain	Wood grain	Wood grain
Vertically clad Cedar, either u/o or side hung, see width	Cedar u/o	Cedar u/o or s/h	Cedar u/o	Cedar u/o or s/h	N/A	Cedar u/o or s/h	N/A	N/A	N/A	N/A	N/A
Plastisol or primed Georgian door up & over	Georgian	Georgian	Georgian	Georgian	Georgian	Georgian	Georgian	Georgian	Georgian	Georgian	Georgian
<b>Garage Width</b>											
<b>Type</b>											
2.44 (8'0")	Single	✓Std									
2.54 (8'6")	Single		✓Std								
2.74 (9'0")	Single			✓Std							
2.90 (9'6")	Single		✓L/R		✓Std						
3.05 (10'0")	Single					✓Std					
3.20 (10'6")	Single		✓L/R/C		✓L/R		✓Std				
3.65 (12'0")	Single		✓L/R		✓L/R	✓L/R		✓Std			
3.81 (12'6")	Single		✓L/R/C		✓L/R	✓L/R	✓L/R		✓Std		
4.42 (14'6")	Single	✓L/R	✓L/R	✓L/R	✓L/R	✓L/R	✓L/R		✓Std		
4.88 (16'0")	Single		✓L/R/C		✓L/R/C	✓L/R/C	✓L/R	✓L/R		✓Std	
5.11 (16'9")	Twin		✓Std x 2								
5.72 (18'9")	Twin				✓Std x 2						
6.32 (20'9")	Twin						✓Std x 2				
5.18 (17'0")	Double		✓Std x 2								
	Double		✓L/R/C		✓L/R/C	✓L/R/C	✓L/R	✓L/R/C			✓C
5.79 (19'0")	Double				✓Std x 2						
	Double		✓L/R/C		✓L/R/C	✓L/R/C	✓L/R	✓L/R/C		✓L/R	✓L/R
6.40 (21'0")	Double						✓Std x 2				
	Double		✓L/R/C		✓L/R/C	✓L/R/C	✓L/R/C	✓L/R/C		✓L/R	✓L/R/C

#### Flat Spar High

Door Width	2.13 (7'0")	2.44 (8'0")	2.74 (9'0")	3.35 (11'0")	4.57 (15'0")
Horizontally ribbed white primed galvanised up & over	Primed (Std)	Primed (Std)	Primed (Std)	Primed (Std)	Primed
Vertically ribbed white/brown plastisol up & over	Plastisol	Plastisol	Plastisol	Plastisol	Plastisol
Wood grain-Golden Oak or Rosewood	Wood grain	Wood grain	Wood grain	Wood grain	Wood grain
Vertically clad Cedar, either up & over or side hung, see width	Cedar u/o	Cedar u/o	Cedar u/o	N/A	N/A
Plastisol or primed Georgian door up & over	Georgian	Georgian	Georgian	Georgian	Georgian
Roller shutter door - with electric remote control operation	Thermaglidle	Thermaglidle	Thermaglidle	Thermaglidle	Thermaglidle
<b>Garage Width</b>					
<b>Type</b>					
2.54 (8'6")	Single	✓Std			
2.90 (9'6")	Single	✓L/R	✓Std		
3.20 (10'6")	Single	✓L/R/C	✓L/R	✓Std	
3.81 (12'6")	Single	✓L/R/C	✓L/R	✓L/R/C	✓Std
5.11 (16'9")	Twin	✓Std x 2			
5.72 (18'9")	Twin		✓Std x 2		
6.32 (20'9")	Twin			✓Std x 2	
5.18 (17'0")	Double	✓Std x 2			✓C
	Double	✓L/R/C	✓L/R/C	✓L/R/C	✓L/R/C
5.79 (19'0")	Double		✓Std x 2		
	Double	✓L/R/C	✓L/R/C	✓L/R/C	✓L/R/C
6.40 (21'0")	Double			✓Std x 2	
	Double	✓L/R/C	✓L/R/C	✓L/R/C	✓L/R/C

# Door positions

### Apex Spar & Apex Brick

Door Width	2.11 (6'11")	2.13 (7'0")	2.184 (7'2")	2.41 (7'11")	2.44 (8'0")	2.49 (8'2")	2.64 (8'8")	2.79 (9'2")	2.95 (9'8")	3.25 (10'8")	3.40 (11'2")	3.86 (12'8")	4.31 (14'2")	4.46 (14'8")	4.62 (15'2")
Horizontally ribbed white primed galvanised up & over	Primed (Std)	Primed (Std)	Primed (Std)	Primed (Std)	Primed (Std)	Primed (Std)	Primed (Std)	Primed (Std)	Primed (Std)	Primed (Std)	Primed (Std)	Primed (Std)	Primed (Std)	Primed	Primed
Vertically ribbed white/brown plastisol up & over	Plastisol	Plastisol	Plastisol	Plastisol	Plastisol	Plastisol	Plastisol	Plastisol	Plastisol	Plastisol	Plastisol	Plastisol	Plastisol	Plastiso	Plastisol
Wood grain- Golden Oak or Rosewood	Wood grain	Wood grain	Wood grain	Wood grain	Wood grain	Wood grain	Wood grain	Wood grain	Wood grain	Wood grain	Wood grain	Wood grain	Wood grain	Wood grain	Wood grain
Vertically clad Cedar, either up & over or side hung, see width	N/A	Cedar u/o	Cedar u/o or s/h	N/A	Cedar	Cedar u/o or s/h	N/A	Cedar u/o or s/h	N/A	N/A	N/A	N/A	N/A	N/A	N/A
Plastisol or primed Georgian door up & over	Georgian	Georgian	Georgian	Georgian	Georgian	Georgian	Georgian	Georgian	Georgian	Georgian	Georgian	Georgian	Georgian	Georgian	Georgian
Garage Width	Type														
2.44 (8'0")	Single		✓Std												
2.59 (8'6")	Single			✓Std											
2.74 (9'0")	Single			✓Std		✓Std									
2.90 (9'6")	Single			✓L/R			✓Std								
3.05 (10'0")	Single							✓Std							
3.20 (10'6")	Single								✓Std						
3.35 (11'0")	Single			✓L/R						✓Std					
3.51 (11'6")	Single										✓Std				
3.81 (12'6")	Single			✓L/R			✓L/R			✓Std					
3.96 (13'0")	Single			✓L/R/C			✓L/R/C		✓L/R			✓Std			
4.42 (14'6")	Single		✓L/R	✓L/R		✓L/R	✓L/R	✓L/R	✓L/R	✓L/R		✓Std			
5.03 (16'6")	Double	✓Std x 2		✓L/R			✓L/R/C	✓L/R/C	✓L/R	✓L/R	✓L/R	✓L/R/C		✓C	
5.18 (17'0")	Double			✓Std x 2											
	Double			✓L/R/C			✓L/R/C	✓L/R	✓L/R/C	✓L/R	✓L/R	✓L/R/C			✓C
5.64 (18'6")	Double			✓L/R	✓Std x 2		✓L/R	✓L/R	✓L/R/C	✓L/R	✓L/R	✓L/R			
	Double								✓Std x 2						
5.79 (19'0")	Double						✓L/R/C	✓L/R	✓L/R/C	✓L/R	✓L/R	✓L/R/C		✓L/R	✓L/R
	Double			✓L/R/C			✓L/R/C	✓L/R	✓L/R/C	✓L/R	✓L/R	✓L/R/C			
6.40 (21'0")	Double								✓Std x 2						
	Double			✓L/R/C			✓L/R/C	✓L/R	✓L/R/C	✓L/R	✓L/R	✓L/R/C		✓L/R	✓L/R/C

### Apex Spar High

Door Width	2.13 (7'0")	2.44 (8'0")	2.74 (9'0")	3.35 (11'0")	3.81 (12'6")	4.572 (15'0")
Horizontally ribbed white primed galvanised up & over	Primed (Std)	Primed (Std)	Primed (Std)	Primed (Std)	Primed (Std)	Primed
Vertically ribbed white/brown plastisol up & over	Plastisol	Plastisol	Plastisol	Plastisol	Plastisol	Plastisol
Wood grain- Golden Oak or Rosewood	Wood grain	Wood grain	Wood grain	Wood grain	Wood grain	Wood grain
Vertically clad Cedar, up & over	Cedar u/o	Cedar u/o	Cedar u/o	N/A	N/A	N/A
Plastisol or primed Georgian door up & over	Georgian	Georgian	Georgian	Georgian	Georgian	Georgian
Roller shutter door - with electric remote control operation	Thermaglidle	Thermaglidle	Thermaglidle	Thermaglidle	Thermaglidle	Thermaglidle
Garage Width	Type					
2.74 (9'0")	Single	✓Std				
3.05 (10'0")	Single		✓Std			
3.35 (11'0")	Single	✓L/R		✓Std		
3.96 (13'0")	Single	✓L/R/C	✓L/R	✓L/R	✓Std	
4.42 (14'6")	Single	✓L/R	✓L/R	✓L/R		✓Std
5.18 (17'0")	Double	✓Std x 2				
	Double	✓L/R/C	✓L/R/C	✓L/R/C	✓L/R/C	✓C
5.79 (19'0")	Double		✓Std x 2			
	Double	✓L/R/C	✓L/R/C	✓L/R/C	✓L/R/C	✓L/R
6.40 (21'0")	Double		✓Std x 2			
	Double	✓L/R/C	✓L/R/C	✓L/R/C	✓L/R/C	✓L/R/C

### Apex Rockstone

Door Width	2.18 (7'2")	2.49 (8'2")	2.79 (9'2")	3.40 (11'2")	3.86 (12'8")	4.62 (15'2")
Horizontally ribbed white primed galvanised up & over	Primed (Std)	Primed (Std)	Primed (Std)	Primed (Std)	Primed (Std)	Primed
Vertically ribbed white/brown plastisol up & over	Plastisol	Plastisol	Plastisol	Plastisol	Plastisol	Plastisol
Wood grain-Golden Oak or Rosewood	Wood grain	Wood grain	Wood grain	Wood grain	Wood grain	Wood grain
Vertically clad Cedar, either up & over or side hung, see width	Cedar u/o or s/h	Cedar u/o or s/h	Cedar u/o or s/h	N/A	N/A	N/A
Plastisol or primed Georgian door up & over	Georgian	Georgian	Georgian	Georgian	Georgian	Georgian
Garage Width	Type					
2.74 (9'0")	Single	✓Std				
3.05 (10'0")	Single		✓Std			
3.35 (11'0")	Single			✓Std		
3.96 (13'0")	Single	✓L/R			✓Std	
4.42 (14'6")	Single		✓L/R	✓L/R		✓Std
5.18 (17'0")	Double	✓Std x 2				
	Double	✓L/R/C			✓L/R	✓C
5.79 (19'0")	Double		✓Std x 2			
	Double		✓L/R/C		✓L/R	
6.40 (21'0")	Double			✓Std x 2		
	Double			✓L/R/C	✓L/R/C	✓L/R

### Premier Brick

Door Width	2.13 (7'0")	2.44 (8'0")	2.74 (9'0")
Horizontally ribbed white primed galvanised up & over	Primed (Std)	Primed (Std)	Primed (Std)
Vertically ribbed white/brown plastisol up & over	Plastisol	Plastisol	Plastisol
Wood grain-Golden Oak or Rosewood	Wood grain	Wood grain	Wood grain
Vertically clad Cedar, up & over	Cedar u/o	Cedar u/o	Cedar u/o
Plastisol or primed Georgian door up & over	Georgian	Georgian	Georgian
Garage Width	Type		
2.74 (9'0")	Single	✓Std	
3.05 (10'0")	Single		✓Std
3.35 (11'0")	Single	✓L/R	✓Std

Premier Brick standard door is package dependant

### Banbury Spar & Brick

Door Width	2.18 (7'2")	2.49 (8'2")	2.79 (9'2")	3.40 (11'2")	4.31 (14'2")	4.62 (15'2")
Horizontally ribbed white primed galvanised up & over	Primed	Primed	Primed	Primed	Primed	Primed
Vertically ribbed white/brown plastisol up & over	Plastisol	Plastisol	Plastisol	Plastisol	Plastisol	Plastisol
Wood grain-Golden Oak or Rosewood	Wood grain	Wood grain	Wood grain	Wood grain	Wood grain	Wood grain
Vertically clad Cedar, either up & over or side hung, see width	Cedar u/o or s/h	Cedar u/o or s/h	Cedar u/o or s/h	n/a	n/a	n/a
Plastisol or primed Georgian door up & over	Georgian (Std)	Georgian (Std)	Georgian (Std)	Georgian	Georgian (Std)	Georgian
Garage Width	Type					
2.74 (9'0")	Single	✓Std				
3.05 (10'0")	Single		✓Std			
3.35 (11'0")	Single	✓L/R		✓Std		
4.88 (16'0")	Single	✓L/R	✓L/R/C	✓L/R	✓L/R	✓Std
	Double	✓Std x 2				
5.18 (17'0")	Double	✓L/R/C	✓L/R/C	✓L/R/C	✓L/R/C	✓C